Semaine des mathématiques 2022
”Maths en forme(s)”

Les défis mathématiques de la circonscription

Foucart

DE LA MATERNELLE

Au CM2



Barbusse

Les défis mathématiques de la circonscription

Les murs des écoles:

Mur collaboratif cycle 1
https://padlet.com/marjorydubois1/sao980eu5ysp0fv1

Mur collaboratif cycle 2
https://padlet.com/marjorydubois1/b63vhmgrsajjncdh

Mur collaboratif cycle 3
https://padlet.com/marjorydubois1/frj1u1mu994nd6ci

Les défis mathématiques de la circonscription

Les murs des parents:

Mur cycle 1 :
https://padlet.com/marjorydubois/fp3xmz98kmh9952b

Mur cycle 2 :
https://padlet.com/marjorydubois/ekvp04l16lkrpsp0

Mur cycle 3 :
https://padlet.com/marjorydubois/ky0zajfaap5fm24q

CP Aragon

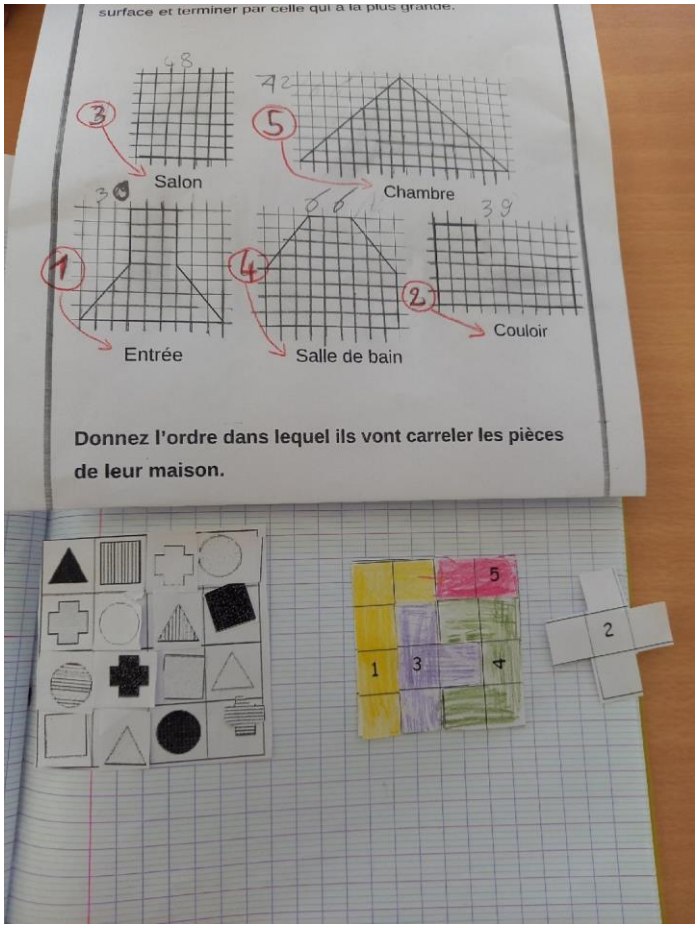

CE2/CM1 Wallon


REDMI NOTE 9 PRO
AI QUAD CAMERA

CP Wallon


REDMI NOTE 9 PRO
AI QUAD CAMERA



Basly CE1



Zola


DEFI 4 : LE CARRE
Découpe les quatre pièces du puzzle, assemble-les et colle-les pour former un carré.

Desnos

GS Basly



PS Lannoy Méricourt

GS Neveu

Cachin

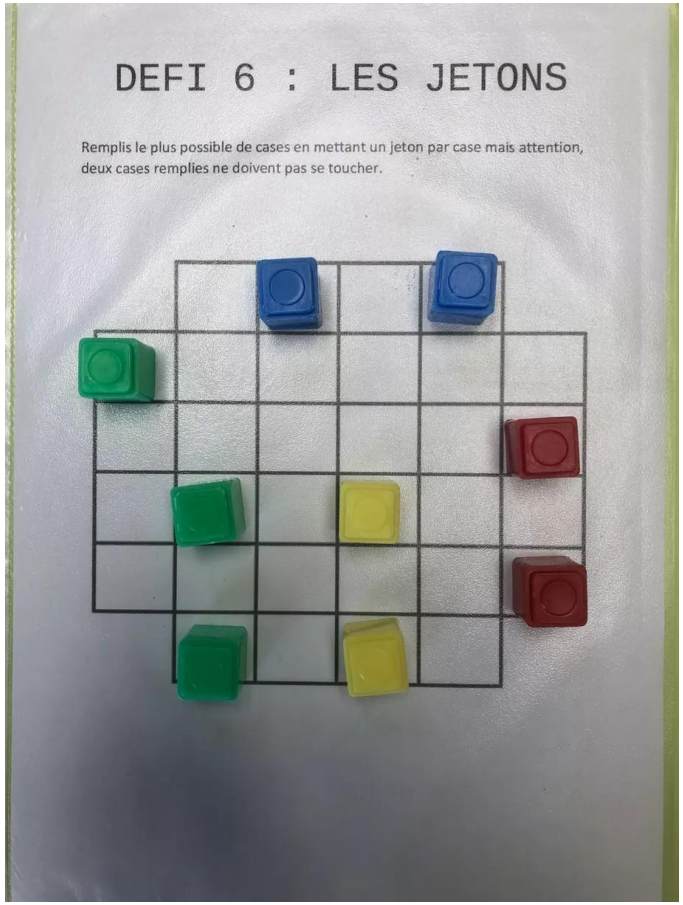
DEFI 6 : LES JETONS
Remplis le plus possible de cases en mettant un jeton par case mais attention, deux cases remplies ne doivent pas se toucher.

GS Foucart


DEFI 7 : LES CARRES
DEFI 7 : LES CARRES
DEFI 7 : LES CARRES
DEFI 7 : LES CARRES
DEFI 7 : LES CARRES
DEFI 7 : LES CARRES
DEFI 7 : LES CARRES
DEFI 7 : LES CARRES
DEFI 7 : LES CARRES

https://www.youtube.com/watch?v=HTNyE9zaMrc&t=9s

GS Ecole Basly

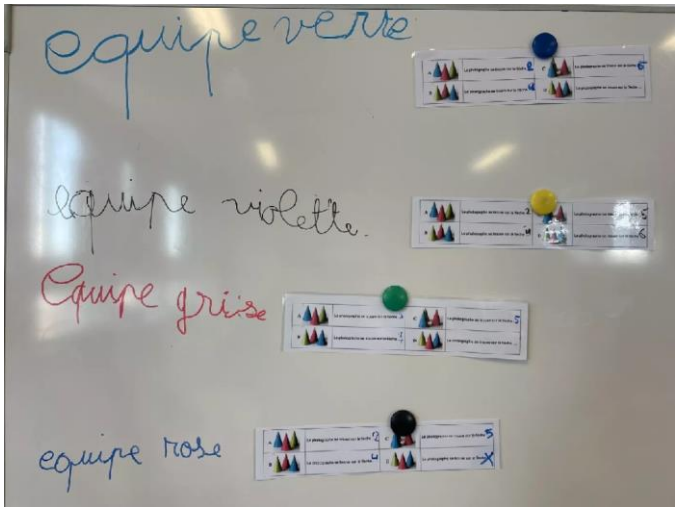

Cadras Tous les CE1/CE2



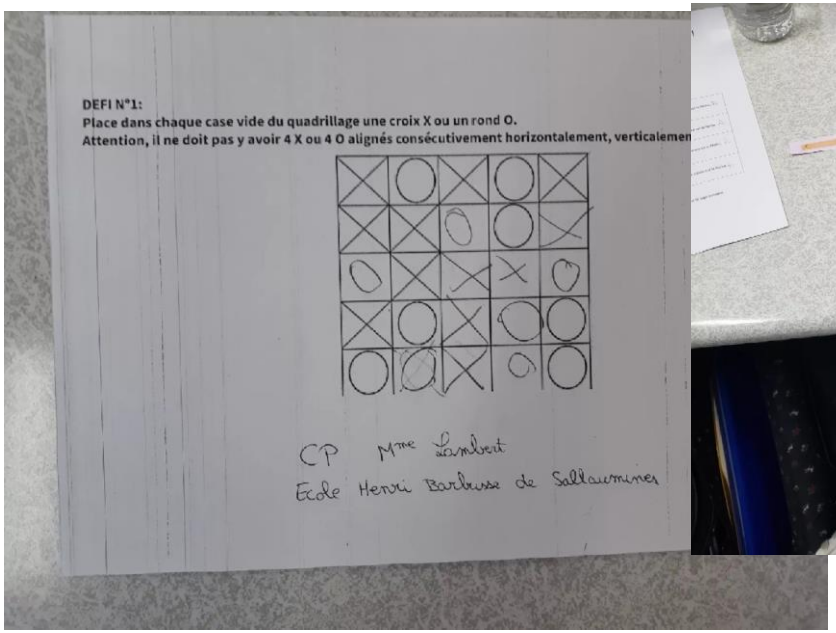



CP Barbusse

Cachin

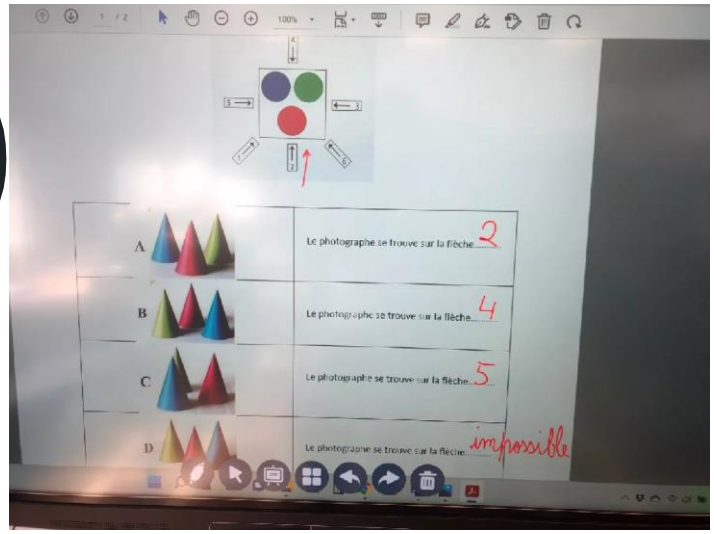

CE2, Jacquard





CE1, Jacquard

CE2, Wallon



CE2 Pasteur



CP Pasteur



CP Jacquard

CE1/CE2 Cachin

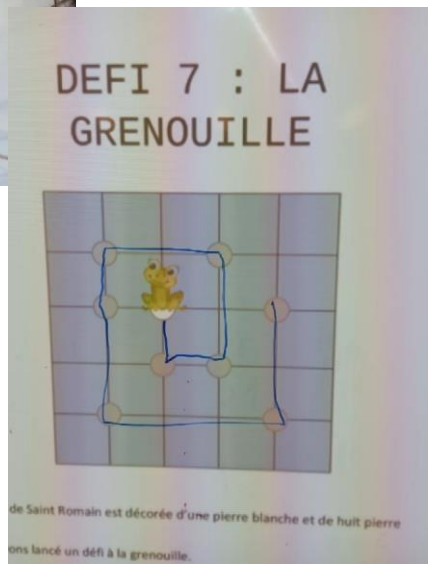

CE1, Mandela Avion

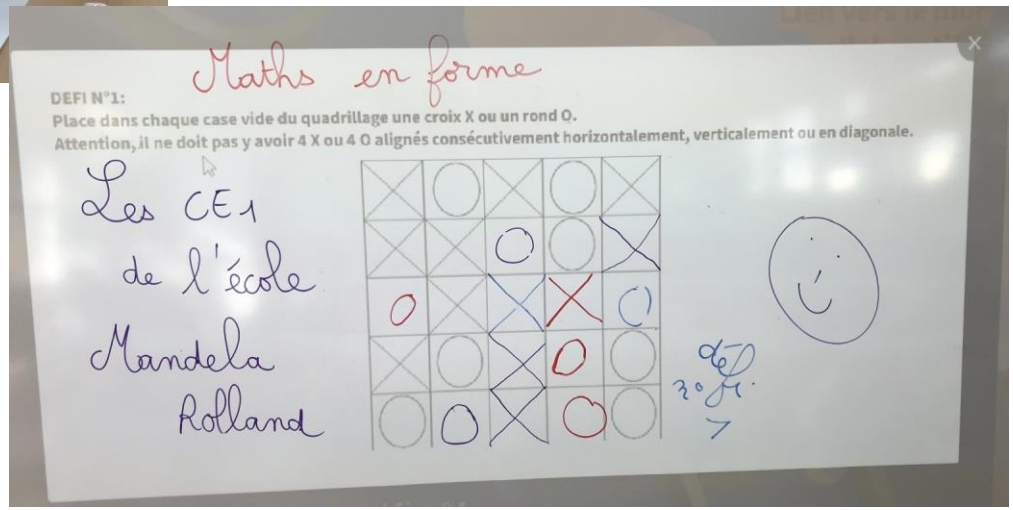


DEFI 1 : 4 FORMES, 4 MOTIFS
DEFI 3 : DECO
Donne l'ordre dans lequel ils vont repeindre les pièces.



CM2 Cachin



CM1/CM2 Wallon

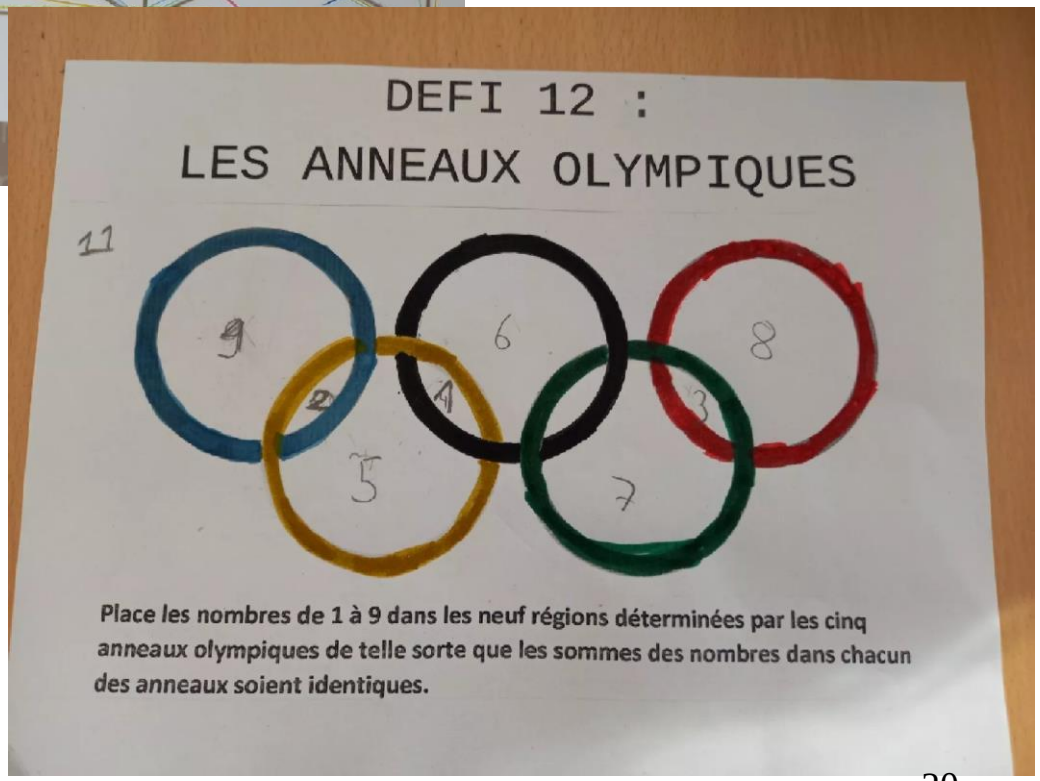



CM1, Jacquard



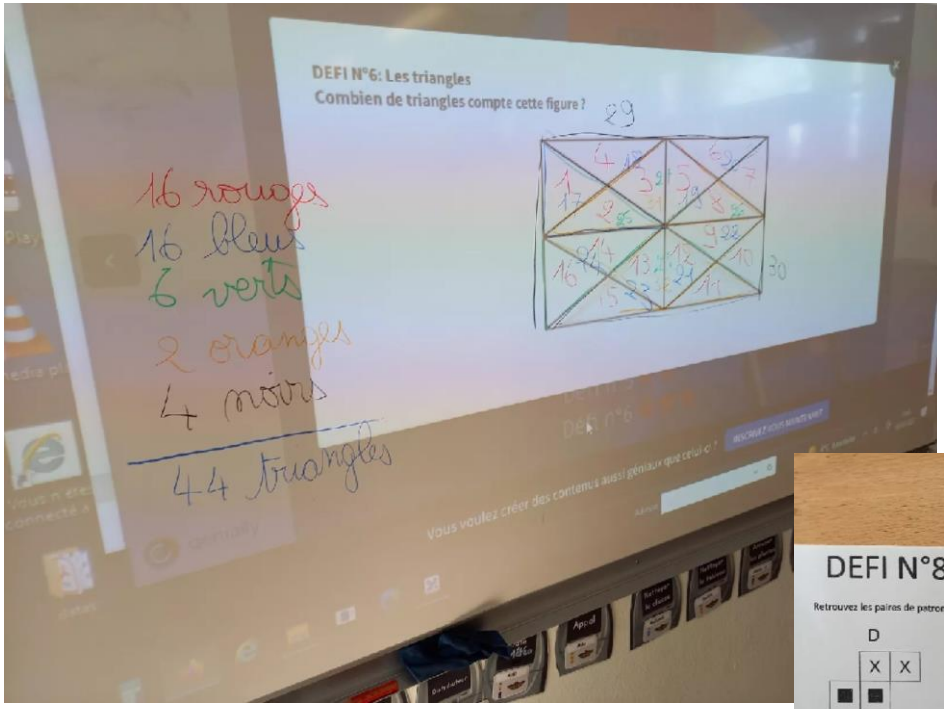

CE2/CM1 Wallon



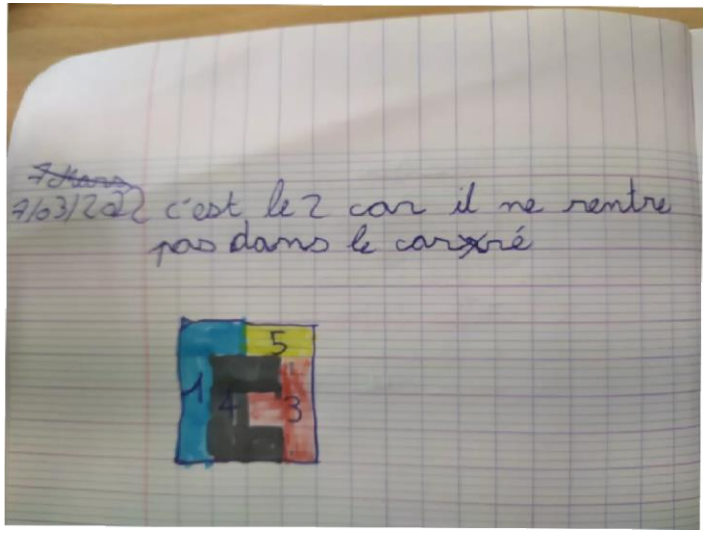

CE2/CM1 Mandela Avion



CM1/CM2, Barbusse



CM2, Barbusse

Les défis des écoles!

En maternelle : ateliers géométrie autour des formes (classement de figures, reproduire des figurines à l'aide de figures géométriques : triangle, rond, carré, rectangle), jeu du portrait (l'enseignante décrit un personnage et les élèves doivent le retrouver : lien figures géométriques et parties du corps, puis réalisé par un élève)

Au cycle 2 : lien arts et figures : travail à partir du tableau, *Jeudi* d'Augustin Herbin, ateliers géométrie : réaliser le symétrique d'une construction, mur sonore pour retrouver une figure géométrique à partir de sa description, classement de photos prises lors d'une sortie (classer les formes géométriques), réalisation d'une fresque avec des formes géométriques et figures symétriques (lien entre géométrie et arts), ateliers géométriques (symétrie, reproduire des figures avec élastiques, kapla, ...) travail sur l'origami : construction d'un moulin

Au cycle 3 : défi mathenvie : construction géométrique : tracer un terrain de foot, construction géométrique sur tablette à partir du logiciel GeoGebra, relais calcul mental (lien EPS et mathématiques), relais calcul mental (lien EPS et mathématiques) puis fresque géométrique collective, réaliser un tangram en 2D puis en 3D (les patrons sont tracés par les élèves).

Prolongement de l'action de la semaine des mathématiques par la réalisation d'une exposition à partir des productions faites par les élèves.

Les défis des écoles!



Jaurès



CM1/CM2 Barbusse

CP Aragon

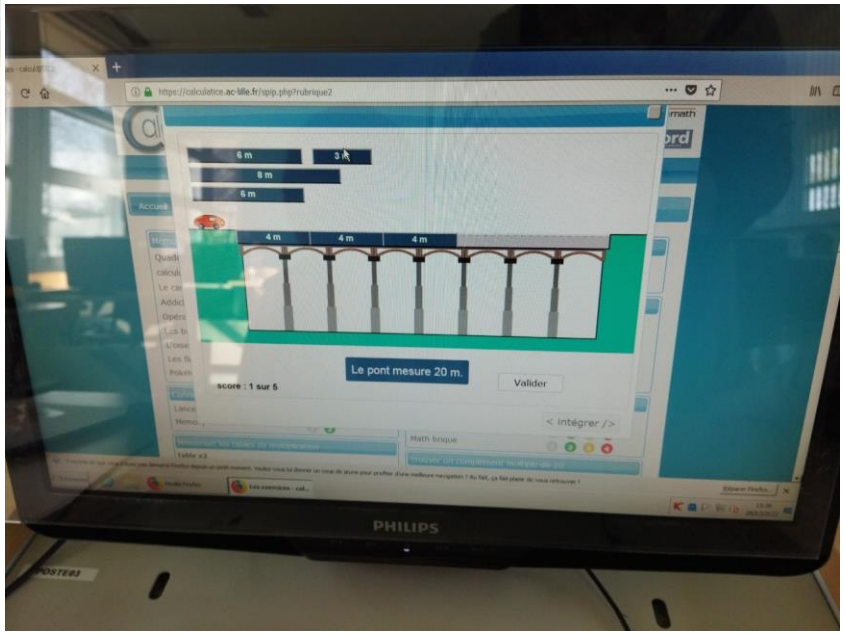

CE1 Wallon



CP Wallon

CM2 Jaurès





TPS/PS, Ecole Foucart

CP, Ecole Desnos

CP/CE1, Ecole Desnos

CE1, Ecole Desnos

CE2, Ecole Desnos

Ulis, Ecole Desnos

CM1, Ecole Desnos

CM1/CM2, Ecole Desnos

CE2/CM1, Ecole Desnos

CM2, Ecole Desnos

TPS/PS/MS, Ecole Cachin

MS/GS, Ecole Cachin



CP/CE1, Ecole Cachin

CE1/CE2, Ecole Cachin

CM1, Ecole Cachin



CM2, Ecole Cachin

CM2, Ecole Jacquard